

UNITED STATES PATENT OFFICE.

HERMAN SUSEMIHL, OF ELMIRA, NEW YORK.

IMPROVEMENT IN BOTTLE-STOPPERS.

Specification forming part of Letters Patent No. 217,425, dated July 8, 1879; application filed February 21, 1879.

To all whom it may concern:

Be it known that I, HERMAN SUSEMIHL, of Elmira, Chemung county, New York, have invented Improvements in Bottle-Stopper Fasteners, of which the following is a specification.

My invention is an improved device for stopping bottles, constructed as fully described hereinafter, so as to secure a strong pressure upon the cork and lock the latter securely in the mouth of the bottle.

In the drawings forming a part of this specification, Figure 1 is a perspective view of the bottle with my improved stopping device, the bottle being open; Fig. 2, a side view, showing the position of the parts in the act of forcing the stopper into the mouth; Fig. 3, a side view, showing the bottle closed; and Fig. 4, a section of the stopper-carrying plate and stopper.

To the usual wire *a*, encircling the neck of the bottle below the shoulder *b*, are hung a clamp, *c*, and a link, *d*. The link consists of a plate bent at one end to form an eye, *e*, for the passage of the wire *a*, which forms a pivotal or hinged connection of the two, and having at the other end a slot, *e'*, through which passes the tongue *i* of a plate, *A*, the tongue being bent to form an eye receiving the end piece of the link *d*, thus loosely jointing the two together by a pivotal or hinged connection.

At the opposite end of the plate *A* is a tongue, *i'*, terminating in a lip, *n*, turned upward; and to the center of the plate is riveted a cork or block, *m*, of wood or other material, having a groove, in which fits a ring, *s*, of rubber.

The clamp *c* is a plate bent at the lower end to form an eye, *p*, to receive the wire *a*, and at the upper end to form a blade, *t*, which extends downward from its point of union with the body of the plate, but is curved upward at the outer end, as shown.

The parts are so proportioned that the cork may be inserted by turning upward the link *d* and downward the plate *A*. By then bringing the clamp to the position shown in Fig. 2 and forcing it inward in the direction of the arrow, the curved under face of the blade *t* will ride over the edge of the lip *n*, and, acting as a cam, will force the plate *A* downward and press the cork firmly into the bottle.

A continued movement of the clamp will carry the curved portion over the lip *n*, which will enter the recess *x* at the junction of the blade and body of the clamp.

The blade *A* and clamp *c* are of elastic metal—hammered brass, for instance—so that the blade will press downward upon the plate with a spring-pressure, and the lip will spring upward into the recess *x*, thus so securely locking the parts in position that they cannot be displaced in ordinary handling.

I am aware that a cork has been secured to a bottle by means of a link, plate, clamp, and wire; but in all such instances the construction has not been such that the clamp would force the cork into the bottle and then automatically lock itself, with the cork-plate maintaining a spring-pressure thereon.

Without therefore claiming, broadly, the use of a plate, clamp, and link, I claim—

The combination, with a bottle, of a link, *d*, pivotally connected to the neck-wire *a*, a plate, *A*, carrying the cork and having an elastic tongue terminating in a lip, *n*, and a clamp, *c*, pivotally connected to the wire *a*, and terminating in a downwardly-inclined elastic blade, *t*, curved upward at the end, all constructed as and for the purpose set forth.

In testimony whereof I have signed my name to this specification in the presence of two subscribing witnesses.

HERMAN SUSEMIHL.

Witnesses:

E. K. ROPER,
DWIGHT MORLEY.

H. SUSEMIHL.
Bottle-Stopper.

No. 217,425.

Patented July 8, 1879.

Fig. 1.




Fig. 2.

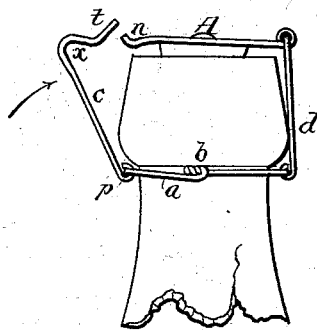


Fig. 3.

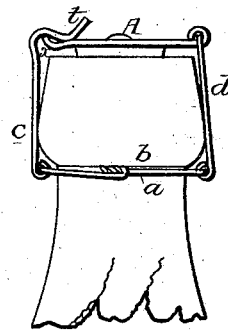
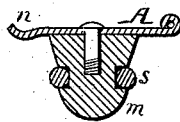


Fig. 4.



attest:
William Paxton
Courtney A. Cooper

Inventor.
H. Susmihl
By his attorney
Charles E. Foster