

# UNITED STATES PATENT OFFICE.

GEORGE A. WILLIAMS, OF WATERBURY, CONNECTICUT, ASSIGNOR TO THE WILLIAMS SEALING CORPORATION, OF WATERBURY, CONNECTICUT, A CORPORATION OF CONNECTICUT.

BOTTLE AND CAP-FASTENER.

1,130,783.

Specification of Letters Patent.

Patented Mar. 9, 1915.

Application filed May 31, 1912. Serial No. 700,784.

*To all whom it may concern:*

Be it known that I, GEORGE A. WILLIAMS, a citizen of the United States, residing at Waterbury, in the county of New Haven and State of Connecticut, have invented a new and useful Improvement in Bottles and Cap-Fasteners, of which the following is a specification.

This invention relates generally to bottles and caps therefor and more particularly to a bottle neck shaped for engagement with the cap and fastener patented to me December 10, 1907, Number 873,646.

The object of this invention is to provide a bottle neck of such construction as to provide a protecting means for the fastening lever of the cap; and a bottle neck constructed as herein shown and described has been found particularly well adapted for whisky flasks and similar bottles and as before stated the main object is to provide a protecting means against the accidental uplifting of the lever, which when thrown down serves to fasten the cap upon the mouth of the bottle.

Another object of the invention is to provide for sealing the lever in its locked position by means of a paper or other band so as to insure by means of an unbroken or unimpaired band, the genuineness of the contents of the bottle.

With these objects in view, my invention consists in the novel features of construction hereinafter described and pointed out in the claim.

In the drawings forming a part of this specification: Figure 1 is a view of a flask constructed in accordance with my invention and having a cap fastened and sealed thereon. Fig. 2 is a side view of the upper portion of the flask. Fig. 3 is a vertical sectional view, and Fig. 4 is an enlarged perspective view of the neck of the flask. Fig. 5 shows the invention applied to the neck of a wine bottle.

Referring to the drawings, A, indicates a cap having a spring ring A', fastened by means of a lever A'', all of said parts being substantially the same as shown and described in my Patent Number 873,646.

B, indicates the neck of the flask, the exterior of the top being constructed with an undercut groove B', which terminates in a horizontal shoulder B'', said shoulder extending outwardly a considerable distance

and the exterior of the bottle is then curved inwardly and downwardly as shown at B<sup>3</sup>, and then carried straight for a certain distance as shown at B<sup>4</sup>, at the lower end of which is formed the outwardly projecting annular shoulder or collar B<sup>5</sup>, semi-circular in cross section as shown.

In operation the cap is fitted upon the top of the neck and the lever is thrown down to fasten said cap upon the neck and this downward movement of the lever is continued until its extreme lower end comes in contact with the straight surface B<sup>4</sup>, of the bottle neck as most clearly shown, and it will then rest directly above the annular collar B<sup>5</sup>, and this collar will serve as a protecting means for preventing the accidental uplifting of the lever, which would result in releasing the fastening means of the cap.

It is obvious that any upward movement of the hand or fingers along the neck of the flask would be prevented from coming in contact with the lower end of the lever by the collar B<sup>5</sup>, but it is also obvious that when it is intended to release the lever it could be easily grasped at its lower end, as ample space is provided between the collar B<sup>5</sup>, and rounded portion B<sup>4</sup>, or the end of the thumb only can be inserted below the end of the lever if desired.

After the lever has been thrown up, pressure of the thumb upon the head thereof will cause the cap to be lifted from the top of the bottle. In order to insure against fraudulent refilling of the bottle a sealing band C, may be placed around the neck of the bottle just above the collar B<sup>5</sup>, thereby passing over the end of the lever as shown in dotted lines in Figs. 1 and 2, said sealing band being of paper or any other suitable material and attached to the neck of the bottle, and the unbroken or unimpaired condition of this band will insure the genuineness of the contents of the bottle.

Having thus fully described my invention, what I claim as new and desire to secure by Letters Patent, is:

The combination with a cap having a flexible skirt, a ring, and a lever for expanding and contracting said skirt, of a bottle neck adapted to receive said cap-said neck being circumferentially undercut to receive said ring, and having an annular shoulder adjacent the undercut portion and below the

same, the top face of said shoulder being flat, the side and underface of the shoulder being rounded, and an exterior collar formed on said bottle neck and below and spaced from said shoulder, the free end of the lever bearing against the neck and above the collar when the cap is locked, and lever locking means carried by the bottle between the said shoulder and the collar.

GEORGE A. WILLIAMS.

Witnesses:

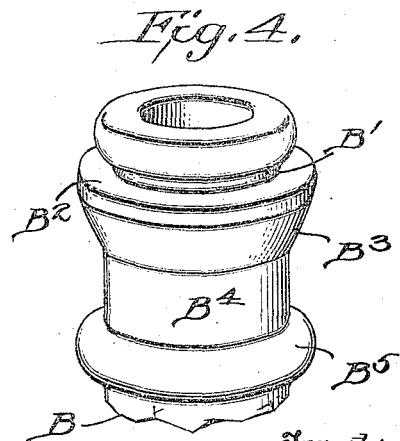
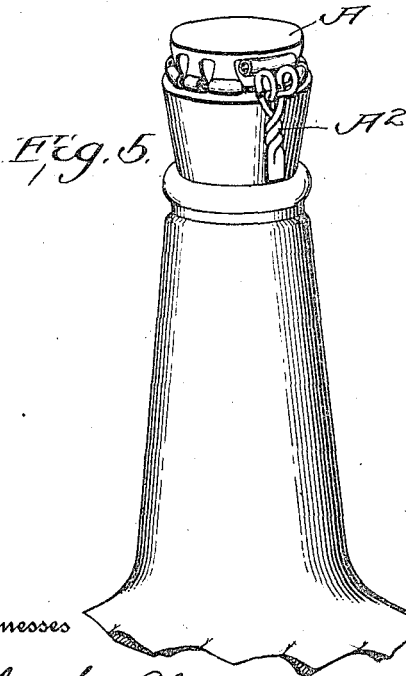
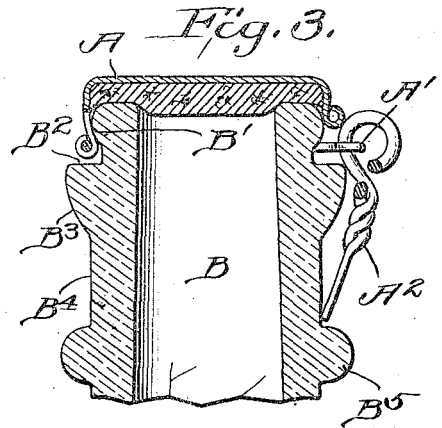
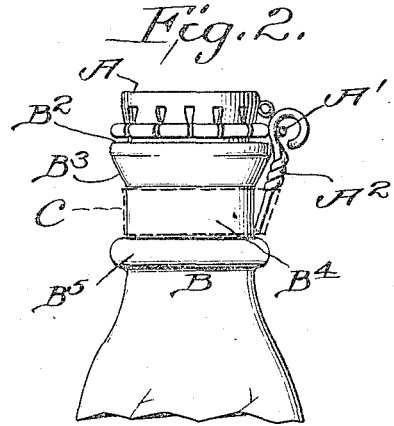
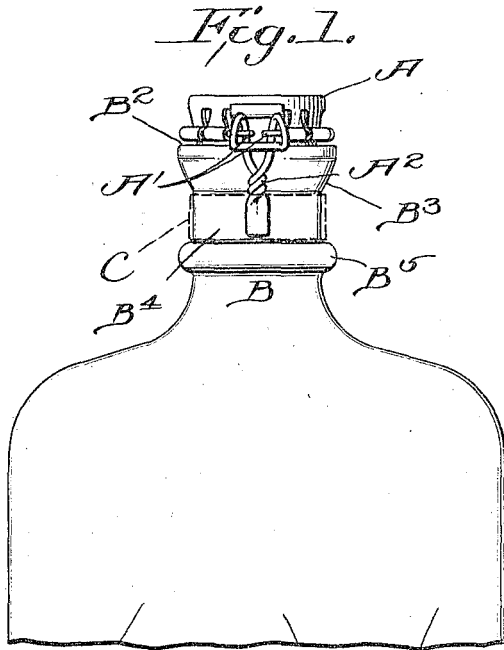
CHAS. E. BROCK,

SAMUEL P. WILLIAMS, JR.

G. A. WILLIAMS.  
BOTTLE AND CAP FASTENER.  
APPLICATION FILED MAY 31, 1912.

1,130,783.

Patented Mar. 9, 1915.



Witnesses

Oliver H. Holmes  
E. B. McArthur

By

Inventor  
G. A. Williams  
Charles E. Cook, Attorney